

Heartland Community Foundation

An affiliate of the
Greater Salina Community Foundation



STEP-BY-STEP

APPLYING FOR A SCHOLARSHIP



TABLE OF CONTENTS

Logging into your account.....	3
Password recovery.....	4
Creating an account.....	5
Eligibility quiz.....	8
Confirmation page.....	10
Apply.....	11

IF YOU ALREADY HAVE AN ACCOUNT...



- ◆ Greater Salina Community Foundation
- ◆ Catholic Community Foundation of the Diocese of Salina
- ◆ Community Foundation for Cloud County
- ◆ Republic County Community Foundation
- ◆ Russell County Area Community Foundation
- ◆ Smoky Hills Charitable Foundation
- ◆ Smoky Valley Community Foundation
- ◆ Solomon Valley Community Foundation
- ◆ Washington County Community Foundation



- Log into your account using your email and password
- Press the “Log On” button to enter the applicant portal.

Logon Page

Email Address*

Password*

Log On

Create New Account

[Forgot your Password?](#)

IF YOU FORGOT YOUR PASSWORD...



- ◆ Greater Salina Community Foundation
- ◆ Catholic Community Foundation of the Diocese of Salina
- ◆ Community Foundation for Cloud County
- ◆ Republic County Community Foundation
- ◆ Russell County Area Community Foundation
- ◆ Smoky Hills Charitable Foundation
- ◆ Smoky Valley Community Foundation
- ◆ Solomon Valley Community Foundation
- ◆ Washington County Community Foundation



Logon Page

Email Address*

Password*

Log On

Create New Account

[Forgot your Password?](#)

- Click “Forgot your Password?”
- You will be prompted to enter your account email. A reset link will be sent to that account after entry.

IF YOU DO NOT HAVE AN ACCOUNT...



- ◆ Greater Salina Community Foundation
- ◆ Catholic Community Foundation of the Diocese of Salina
- ◆ Community Foundation for Cloud County
- ◆ Republic County Community Foundation
- ◆ Russell County Area Community Foundation
- ◆ Smoky Hills Charitable Foundation
- ◆ Smoky Valley Community Foundation
- ◆ Solomon Valley Community Foundation
- ◆ Washington County Community Foundation



- Click "Create New Account"

Logon Page

Email Address*

Password*

Log On

Create New Account

[Forgot your Password?](#)

...CONTINUED

Create New Account

If you already have an Account, click the 'Cancel Account Creation' button to go to the Logon page

⚠ Using the browser's back button will delete your registration information.

i This registration process has multiple steps you must complete before you can apply.

Fields with an asterisk (*) are required.

User Information

First Name*

Middle Name

Last Name*

Suffix

Email / Username*

Email / Username Confirmation*

Telephone Number (e.g. XXX-XXX-XXXX)*

Mobile Number (e.g. XXX-XXX-XXXX)*

Address 1*

Address 2

City*

State*

Postal Code*

Next >

Password

- Fill out all required information.
- Use a personal email and permanent address.
- When finished, hit “Next.”

...CONTINUED

Create New Account

If you already have an Account, click the 'Cancel Account Creation' button to go to the Logon page

⚠ Using the browser's back button will delete your registration information.

ℹ This registration process has multiple steps you must complete before you can apply.

Fields with an asterisk (*) are required.

User Information

Password

Password*

Confirm Password*

Password is Required

Confirm Password is Required

◀ Previous

Create Account

Email Confirmation

ℹ You will be receiving emails from this system about your request.

To ensure you receive emails from this system we have sent you an email to confirm your account was created successfully. If you do not see an email from *Community Foundation* <administrator@grantinterface.com>, look in your junk or spam folder.

To remove *Community Foundation* <administrator@grantinterface.com> from your spam filter, use the link below.

[Click Here](#) for a tutorial about removing email addresses from spam filters.

☒ I have received the email

☐ Continue without checking

☐ I have not received the email

Send Email Again

Continue




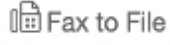
- Create a secure password when prompted. This password should be unique to your account.
- Hit the “Create Account” button.


- Check the account email to make sure you received an email from “Community Foundation.”
- Hit continue after confirming.

TAKE THE ELIGIBILITY QUIZ...


Greater Salina Community Foundation


Intern Intern ▾

 Apply Fax to File

 Apply

Enter Code

 If you have been provided with an Access Code, you may enter it in the box at the top of the page.

 Quick Search

×


All scholarship applicants must apply starting with our Eligibility Quiz below.

Eligibility Quiz- General

Thank you for applying to a scholarship through the Greater Salina Community Foundation and its affiliate foundations. To start the process, you must first take this eligibility quiz. After you take the quiz, a list of scholarships that you qualify for will appear.

If there is a particular scholarship that you wanted to apply to, but it is not displaying in your list, please contact the Community Foundation at 785-823-1800.

If you have already completed the eligibility quiz from a prior scholarship season, contact the Scholarships Department at 785-823-1800 or at scholarships@gscf.org to re-open your quiz and update your information.




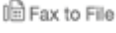
 Preview

Start Eligibility Quiz

- Click here to start the eligibility quiz. Completion of this quiz will show you the scholarships you best meet the criteria for.
- You may preview the quiz in the bottom left corner before you start.

...CONTINUED

Greater Salina Community Foundation Intern Intern ▾

Eligibility


Eligibility Quiz- General

Eligibility

Eligibility Packet Question List

i Fields with an asterisk (*) are required.

▼ General Information

Date of Birth*
What is your date of birth?


Gender*
Select your gender.
☐ Male
☐ Female

Primary Residence
My primary residence is in the state of Kansas.
☐ Yes
☐ No





North Central Kansas Residency*
My primary residence is located in one of these North Central Kansas counties: Clay, Cloud, Dickinson, Ellsworth, Jewell, Lincoln, Marshall, Mitchell, Ottawa, Osborne, Republic, Russell, Saline, Smith, and Washington
☐ Yes
☐ No

Northwest Kansas Residency*
My primary residence is located in one of the following counties that makes up Northwest Kansas, as defined by any county north of I-70 and west of I-135/Hwy 81. Cheyenne, Cloud, Decatur, Ellis, Ellsworth, Gove, Graham, Jewell, Lincoln, Logan, Mitchell, Norton, Osborne, Ottawa, Phillips, Rawlins, Republic, Rooks, Russell, Saline, Sheridan, Sherman, Smith, Thomas, Trego, Wallace.
☐ Yes
☐ No


Luray, KS Residence*
I am a resident of Luray, KS, or living in the rural area of Amherst, Valley, Waldo or Luray townships.
☐ Yes
☐ No

- Complete all questions.
- When finished, hit the blue “Submit Eligibility” button at the end of the questionnaire.
- If you need to save and come back, click the white “Save Eligibility” button at the end of the questionnaire.

CONFIRMATION PAGE...

 Apply Fax to File

Confirmation Page

 Your Eligibility has been submitted.

Based on your answers, you are eligible for the following:

ORPHA J. & ERNEST MILBRADT SCHOLARSHIP

Amount:
Two new \$500 scholarship will be awarded. This scholarship is eligible for an annual renewal for up to three years.

Criteria:

- Applicant must be a high school senior qualifying for graduation from a Kansas high school.
- Applicants must attend either KSU or KU.
- Applicants must have a minimum 3.5 cumulative GPA.
- Applicants must have participated with success in extra-curricular school activities (e.g., forensics, music, athletics, etc.).
- All merit criteria being the same, awards will be based on need.

Renewal Criteria:
Scholarship recipients are eligible to apply for renewal by meeting the following criteria:


- Recipient must attend either KSU or KU
- Recipient must have a minimum 3.5 cumulative GPA.
- Recipient must provide evidence of continuing financial need.
- Recipient must be continually enrolled as a full-time student.
- Recipient must be making reasonable progress toward an undergraduate degree, regardless of course study.
- Recipients may receive this scholarship for up to 4 years total.

MURPHY MEMORIAL SCHOLARSHIP

Amount:
The number and amount of awards will vary.

Criteria:

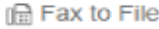



- Applicants should be in good standing qualifying for graduation from an area served by the following school districts: USD 299, 392, 399, 407 and 432. (Applicants may apply from either public or private schools).
- Applicants must display a strong sense of community involvement and leadership.
- Applicant must submit an essay (100 words or less) that outlines his/her major accomplishments, and a challenging experience and how it affected him/her.
- Applicant must submit two letters of recommendation-one from a high school faculty member and one from a community leader. Each recommendation will address the following questions:
 - What is your relationship with the applicant?
 - What do you consider to be the applicant's strengths?
 - What do you consider to be the applicant's weaknesses?
 - Does the applicant exhibit leadership skills? Please explain.
 - Is there any other information the scholarship committee should know about the applicant?
- **Previous scholarship recipients** may apply for renewal as part of the total applicant pool by meeting the following requirements:
 - Recipients must continue to show a strong sense of community involvement and leadership.
 - Applicants must maintain a minimum 2.5 cumulative GPA.

 Click 'Continue' to view the Apply page.

Continue

- A confirmation with all of the scholarships you are eligible for will appear.
- Click the “Continue” button to apply.


APPLY...





Apply

Enter Access Code


Enter Code


 If you have been provided with an Access Code, you may enter it in the box at the top of the page.

 Quick Search 

All scholarship applicants must apply starting with our Eligibility Quiz below.

Eligibility Quiz- General

 Based on your answers, you are eligible for the following

 WALLY BEETS - JOHN MARINO SCHOLARSHIP


Accepting Submissions from 12/01/2017 to 03/01/2018


Apply

Amount:
The number and amount of awards vary. The total amount available is \$2,555.

Criteria:


- Applicants currently are or have been employed by the Salina Country Club within the 24 previous months.
- Applicants must be eligible to attend or are currently attending any accredited post-secondary school.
- Applicants must have a 2.0 minimum GPA.
- Applicants must provide a letter of recommendation from a current or former teacher, or another adult for whom the applicant has studied or worked- outside of the Salina Country Club.
- Applicant should display strong characteristics in one or more areas including: leadership, community service, extra-curricular school activities or employment.
- All merit criteria being the same, the primary basis for awarding scholarships will be student financial need.
- All applicants shall be judged on the merit of the application with regard to the criteria outlined above, and no special preference shall be given to applicants because they may be members of the Salina Country Club.

 Preview

 JEANNE B. MARTS SCHOLARSHIP

Accepting Submissions from 12/01/2017 to 03/01/2018

Apply

 FRANCES E. CURTIS NAACP SCHOLARSHIP V.2.0.

Accepting Submissions from 12/01/2017 to 03/01/2018

Apply

- View the criteria for each scholarship by using the drop down arrow.
- Click the blue “Apply” button to start a specific application.
- For tips on completing the application, visit the scholarship page on heartlandcommunityfoundation.org.