




Heartland Community Foundation


An affiliate of the
Greater Salina Community Foundation



Heartland
Community
Foundation
An affiliate of the
Greater Saltua Community Foundation

STEP-BY-STEP

APPLYING FOR A GRANT



Heartland
Community
Foundation
An affiliate of the
Greater Saltina Community Foundation

TABLE OF CONTENTS

Logging into your account.....	3
Password recovery.....	4
Creating an account.....	5
Apply.....	8
Applicant dashboard.....	10
Accessing historical requests.....	10
Accessing saved applications.....	11

IF YOU ALREADY HAVE AN ACCOUNT...



Logon Page

Email Address*

Password*

Log On

Create New Account

[Forgot your Password?](#)

- Log into your account using your email and password
- Press the “Log On” button to enter the applicant portal.

IF YOU FORGOT YOUR PASSWORD...



Logon Page

Email Address*

Password*

Log On

Create New Account

[Forgot your Password?](#)

- Click "Forgot your Password?"
- You will be prompted to enter your account email. Click "Send Reset Link" after entry. A reset link will then be sent to your email.

IF YOU DO NOT HAVE AN ACCOUNT...

Community Grants



Greater Salina Community Foundation
Catholic Community Foundation
Community Foundation for Cloud County
Heartland Community Foundation
Osborne County Community Foundation
Ottawa County Community Foundation
Post Rock Community Foundation
Republic County Community Foundation
Russell County Area Community Foundation
Smith County Community Foundation
Smoky Hills Charitable Foundation
Smoky Valley Community Foundation
Solomon Valley Community Foundation
Washington County Community Foundation



Logon Page

Email Address*

Password*

Log On

Create New Account

[Forgot your Password?](#)

- Click "Create New Account"

...CONTINUED

Create New Account

If you already have an Account, click the 'Cancel Account Creation' button to go to the Logon page

⚠ Using the browser's back button will delete your registration information.

ℹ This registration process has multiple steps you must complete before you can apply.

Fields with an asterisk (*) are required.

Organization Information

Organization Name*

If you are applying as a department of an organization please enter as such: **Organization Name - Department Name**

For Example: USD ### - Grade School

Enter last name if applying as an individual.

Organization Name is Required

EIN / Tax Identification Number*

Enter NA if applying as an individual

EIN / Tax Identification Number is Required

Web Site

Telephone Number*

Organization Email

Address 1*

Address 2

City*

State*

Postal Code*

Next >

- Fill out all required information.
- Use a personal email and permanent address.
- When finished, click "Next."

APPLY...

Greater Salina Community Foundation

Jessica Fuller




Role (Applicant) ▾

Apply

Scroll down to find the grant details and application for your community.

Women Helping Women Accepting Submissions from 06/22/2021 to 06/05/2022 [Apply](#)




Welcome to the Women Helping Women Grant Application!

Geographic Service Area: Saline County, Kansas
Applications Close: at 11:59pm on the 5th of July, September, November, January, March and May.
Who Can Apply: Partner agency representatives who have received training on behalf of their female clients in crisis.

Click [here](#) for a list of grant funds and criteria. Questions about your application or to receive training? Email us at grants@gscf.org or 785-823-1800.

[Preview](#) [Send to GrantHub](#) [?](#)

Cloud County Grants v.5.0 Accepting Submissions from 07/01/2021 to 06/01/2022



Welcome to the Community Foundation for Cloud County Grant Application!

Geographic Service Area: Cloud County, Kansas
Applications Open: July 1, 2021
Applications Close: the 1st of each month through June 1, 2022

- Upon completing registration, the "Apply" page will appear. It can also be accessed by clicking the "Apply" tab.
- You are able now able to scroll through grants, preview applications, and apply.
- To apply, click the blue "Apply" button that corresponds with your chosen grant.
- Make sure you qualify for the chosen grant's listed Geographic Service Area.

...CONTINUED

The screenshot shows a web application interface for submitting a grant application. At the top, there is a navigation bar with a user profile icon, a home icon, and buttons for 'Apply' and 'Fax to File'. Below this is a header section with the title 'Application' and a 'Collaborate' button. The main content area displays the process name 'Greater Salina Community Foundation Grants v.5.0.' and a 'Return to Application Submitted' link. A 'Request' button is visible. The form is divided into sections for 'Applicant' and 'Organization'. The Applicant section includes fields for name, email, phone, and address. The Organization section includes fields for name and phone number. A 'Contact Email History' link is also present. A blue-bordered message box states: 'If your organization information does not appear correct, please contact the funder. Thank you.' Below this, there is a 'Question List' button. A second blue-bordered message box states: 'Fields with an asterisk (*) are required.' The 'Project Summary' section is expanded, showing a question: 'Is this the first time you've applied for a grant through Greater Salina Community Foundation?*' with radio button options for 'Yes' and 'No'. Below this, there is a link to frequently asked questions and a text input field for 'Project Name*'. The form is watermarked with 'SALINA' and 'ANDERSON' diagonally across the page.

- Once you've clicked the blue "Apply" button on the previous page, you will enter an application.
- Fill out all required fields.
- To submit, click the blue "Submit Application" button at the bottom of the page.
- To save and come back to your application later, click the white "Save Application" button at the bottom of the page.